

DC DRUM CUTTER

Your choice for rock or concrete wall
and surface profiling, trenching, frozen
soil or rock excavation and demolition.



Atlas Copco

Drum Cutters are your economic solution when conventional excavation methods are insufficient and percussion systems are inadequate to achieve your desired result.

Our Drum Cutters are an excellent choice for rock or concrete wall and surface profiling, trenching, frozen soil excavation, soft rock excavation in quarries, demolition, and dredging.

They can be **used underwater to a depth of 30 m** without additional installation.

Due to small grain sizes, cut rock or concrete can be **used as back-fill material** without additional crushing.

Low noise and vibration levels make our Drum Cutters suitable for use on restricted jobsites and in sensitive urban areas.

Applications for Drum Cutters

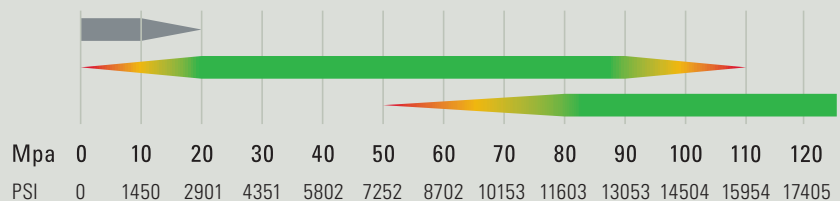
Bucket




Drum cutter



Hydraulic breaker

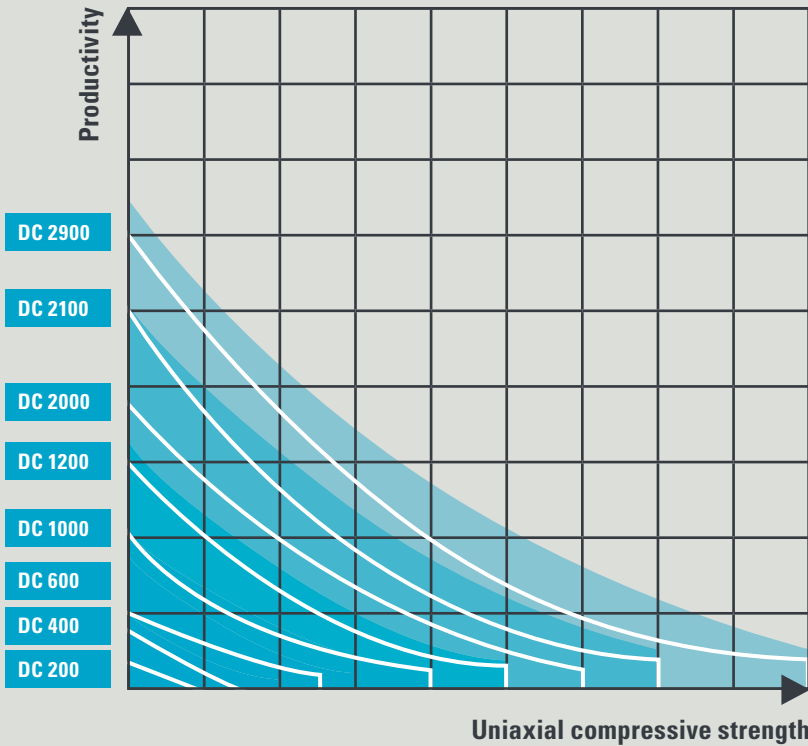


The drum cutting technology used allows **accurate removal of material** in tunnels and trenches, and from any other kind of rock or concrete surface.



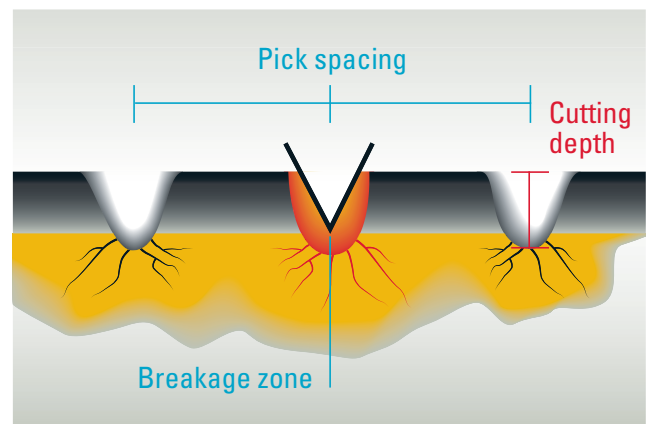
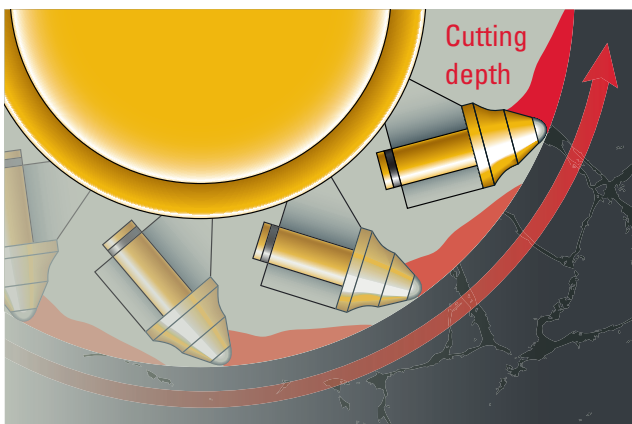
The productivity of our Drum Cutters depends on various factors, including the material type and specific parameters, such as compressive strength, fracture characteristics, carrier type and settings, and the overall operating conditions.

The chart illustrates the productivity per model size dependent on the uniaxial compressive strength.

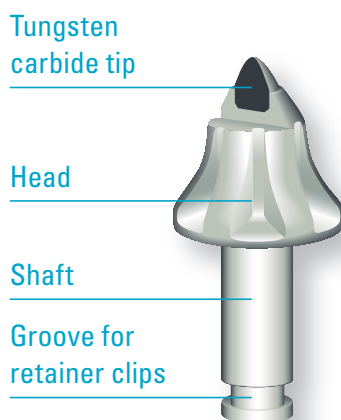


A high torque hydraulic motor transmits power through robust spur gears to the drive shaft to rotate the lubrication-free cutter drums. While the cutter drums are pressed against suitable rock or concrete, the picks will penetrate and remove material through a

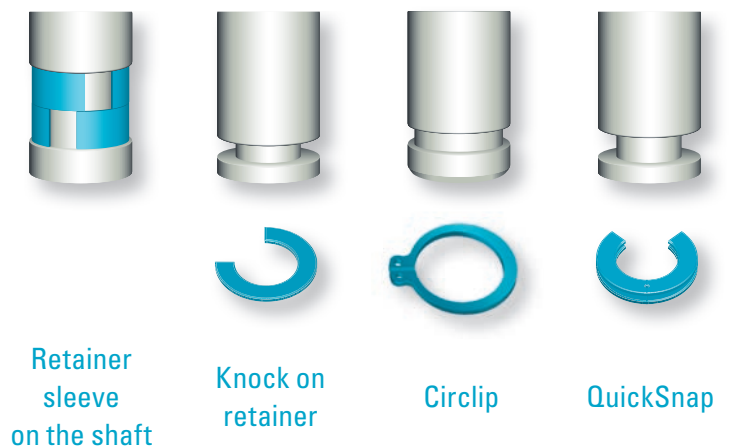
combination of crushing and cutting action. The optimized spiral pick pattern, with sufficient spacing between each individual pick, allows the picks to share the work and ensures that the material is removed evenly from the surface to be cut.



The wear-resistant tungsten carbide tip is brazed into a heat-treated steel body to withstand extreme stresses and impact.



Various retaining systems ensure that picks are locked into the pick boxes.



High torque gear motor
for higher productivity
and motor lifetime

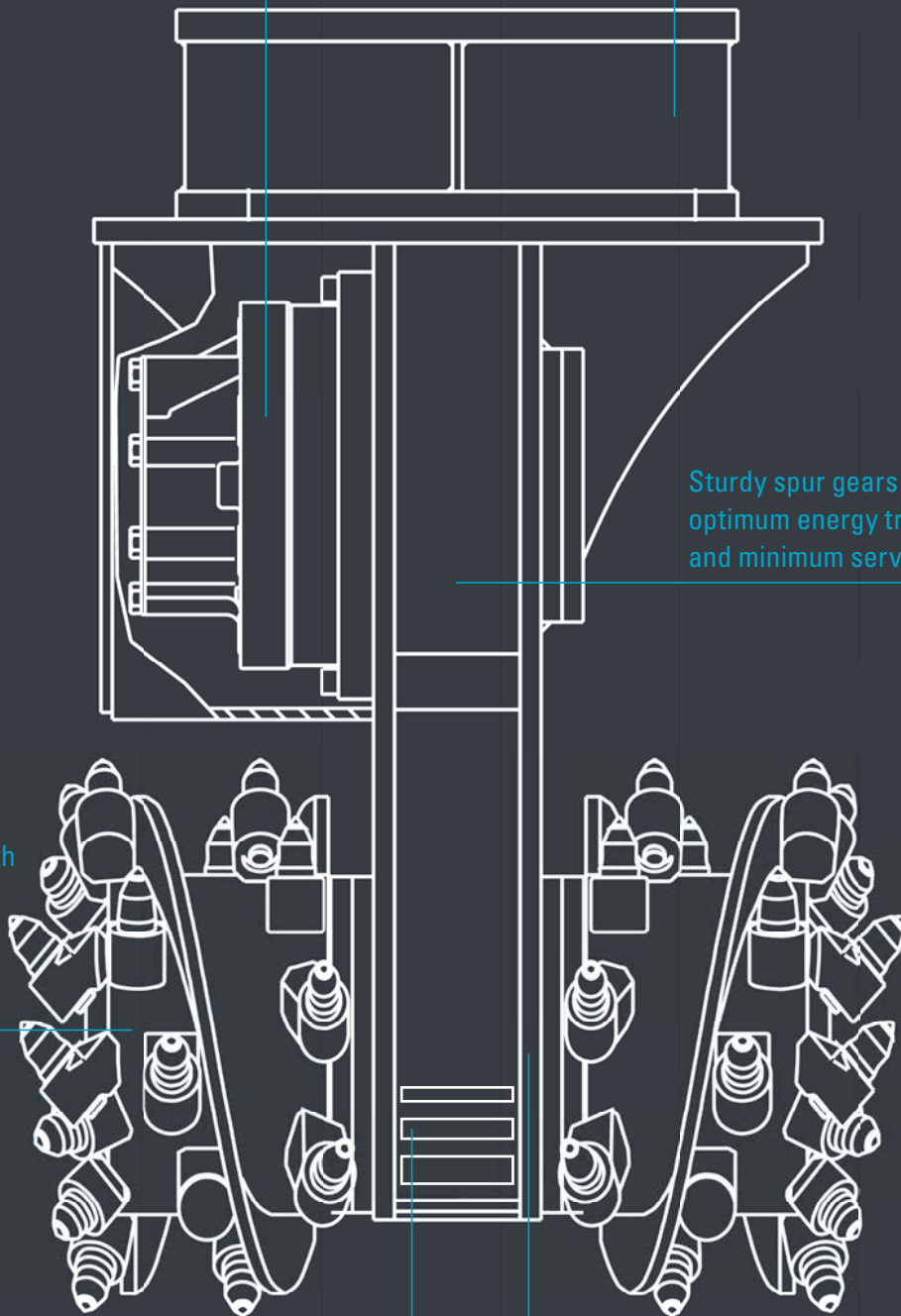
Mechanical 360° rotatable
upper part with central fixing bolt
for easy positioning of drum cutter

Sturdy spur gears for
optimum energy transmission
and minimum service

Cutter drum with
optimized pick
pattern for
higher pro-
ductivity

Robust housing design with
HARDOX wear protection for
higher uptime

High load resistant output shaft
bearing system with lubrication-
free slide ring seal system



Technical data		DC 200	DC 400	DC 600	DC 1000	DC 1200	DC 2000
Carrier weight class ¹	t	1–3	3–8	8–15	10–18	15–25	20–35
Service weight ²	kg	200	400	600	1,000	1,200	2,000
Weight without adapter plate	kg	150	310	470	820	980	1,750
Nominal Power	kW	18	30	45	65	80	120
Total length (A)	mm	615	805	965	1,130	1,250	1,425
Total width cutting head (B)	mm	500	610	685	795	800	880
Diameter of cutter drum (C)	mm	240	370	450	575	585	720
Maximum oil flow rate ³	l/min	60	90	125	170	250	320
Maximum operating pressure ³	bar	350	350	350	350	350	350
Rotational speed	rpm	80–235	60–160	55–135	40–90	40–110	45–110
Pick speed	m/s	1.0–3.0	1.0–2.7	1.2–2.8	1.2–2.7	1.3–3.3	1.5–3.6
Number of picks	pc	56	64	44	48	44	44
Maximum cutting force at 350 bar	kN	11.8	19.5	26.0	36.2	43.8	52.3
Maximum Torque at 350 bar	kNm	1.4	3.1	5.2	10.4	12.8	17.5
Maximum rock hardness	MPa	25	25	40	50	60	70

¹ Weights apply to standard carriers only. Any variances must be agreed with Atlas Copco and/or the carrier manufacturer prior to attachment.

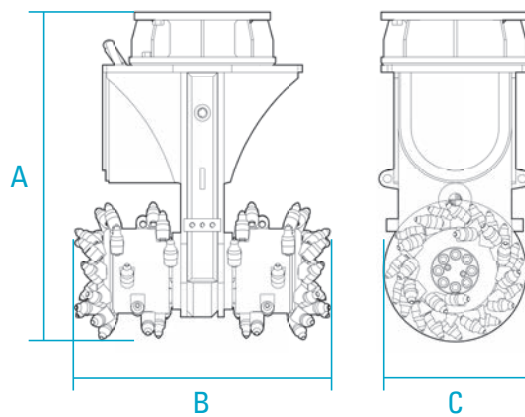
² With medium-sized adapter plate

³ Maximum oil flow and operating pressure cannot be achieved at the same time. For hydraulic settings under actual conditions please see operating manual or contact Atlas Copco.



Model	DC 200	DC 400	DC 600	DC 1000
Standard pick				
Retainer		—		

DC 2100	DC 2900
25–40	35–55
2,100	2,900
1,850	2,600
120	160
1,425	1,600
1,000	1,250
720	720
320	400
350	350
35–80	35–80
1.1–2.7	1.3–3.0
48	56
69.8	77.3
23.4	27.8
80	100



DC 1200/DC 2000/DC 2100	DC 2900



COMMITTED TO SUSTAINABLE PRODUCTIVITY

We stand by our responsibilities towards our customers,
towards the environment and the people around us.
We make performance stand the test of time.
This is what we call – Sustainable Productivity.

www.atlascopco.com

