

A crush at work


Our Bucket Crushers make easy work of concrete debris, rubble, masonry, asphalt, natural stone and rock by crushing the material on site.

The internal **timing belt transmission**, driven by **two powerful hydraulic motors**, has a narrower design and enables a reversible running direction to remove jammed material.


Quick grain size adjustment without special tools thanks to an intuitive system.

To increase throughput, a **moving sliding plate** continuously guides material to the crushing jaw.

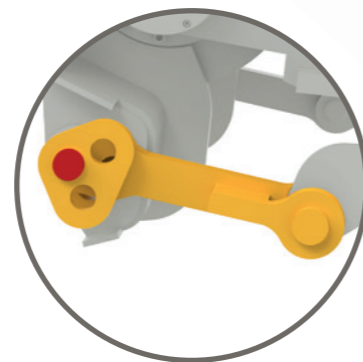
Crushing jaw plates can be easily replaced on-site.



Our Bucket Crushers combine low maintenance and high performance. On-site crushing also means less transportation and dumpsite costs.



BC 2100
Grain sizes 20/40/60/90 mm



BC 2500/BC 3700/BC 5300
Grain sizes 20/45/70/95/125/150 mm

BC range		BC 2100 ³⁾	BC 2500 ³⁾	BC 3700 ³⁾	BC 5300 ³⁾
Carrier weight class ¹⁾	t	18 – 28	22 – 30	28 – 38	35 – 54
Service weight ²⁾	kg	2.250	2.870	4.290	6.050
Product weight	kg	2.120	2.670	4.000	5.700
A	mm	2.046	2.465	2.575	2.829
B	mm	1.311	1.500	1.600	1.700
C	mm	930	800	940	1.280
D	mm	400	420	420	465
E	mm	730	730	900	1.100
Loading volume	m ³	0.5	0.8	1.0	1.2
Oil flow rate	l/min	140 – 160	160 – 180	180 – 200	300
Max. operating pressure	bar	250	250	250	320

¹⁾ Weights apply to standard carriers only. Any variances must be agreed with Epiroc and/or the carrier manufacturer prior to attachment.

²⁾ Attachment with average-sized adapter plate.

³⁾ Drainage line required

